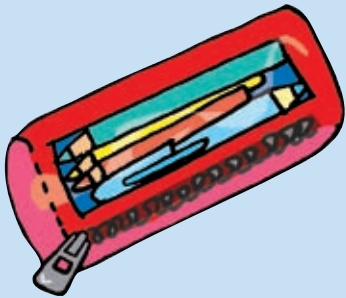


My school

Objectives

In this unit you will learn about...



Project time!

Label the places
in your school.



1. Look and listen.

2. Find and number. Then trace.

classroom



gym



playground





3. Find, circle and name the places.



Places and people in my school

1. Read and match.



classroom



library



toilets



playground



gym



dining room

2.  Mime the places in your school with a partner.

3.   Listen and sing the song.

4.  Listen, repeat and say the number.



teacher




cook



caretaker

5. Match the three columns.



There are different places and people
in my school.

Project time!



What's in your school?

THINK

Tick the places in your school.



library



dining room



toilets



gym



playground



classroom



Circle the correct label for this door.

Library

Classroom

Dining room

Toilets

DO

MATERIALS


- card
- coloured pencils
- sticky tape
- camera



1. Make labels for places in your school.



2. Label the places in your school.



3. Take photos.



4. Make a wall display with the photos.

LEARN

Colour the places in your school.

dining room

library

gym

classroom

playground

toilets

What's this?



School subjects and objects

1. Read and stick. Circle the subjects you like.



Art



P.E.



Science

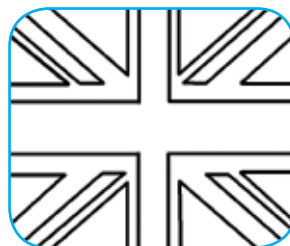
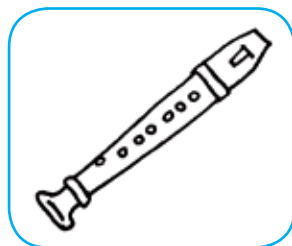
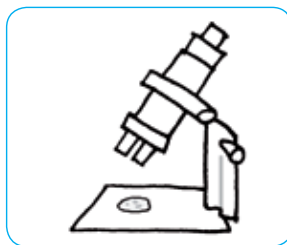


Music



English


2. Say and colour the things you learn at school.



3.  Listen. Then point and say.



scissors



pencil




rubber



glue



pencil sharpener



crayons



pencil case



book

4.   Listen and say the chant.

5.  Find these objects!

I learn Art, P.E., Science, Music and English.
I have lots of things in my pencil case.

What I do at school

1. Trace and say.



look



listen



draw



read



write



sing

2. What do you like to do at school?

3.  Do these actions. Look! Listen! Draw! Read! Sing!

4. Colour 😊 or ☹️.



5. Do! 🌀 Share your crayons with a classmate.

I look, listen, draw, read, write and sing
at school. I should be good at school.

Story time!



What is good behaviour at school?

BEFORE YOU READ

1. Where's Ben? Look at the story and tick.



at the park



at home



at school

2.   Listen and read the story.

AFTER YOU READ

3.  Create Find and draw three school objects in the story.

4. Colour 😊 or ☹️.



5. Trace and match.

Ben should share his toys.



Ben should raise his hand.



Ben should wait his turn.



6. Think, pair, share! Mime what Ben should do with a classmate.



DON'T FORGET TO LOOK AT THE DIGITAL STORY!

Let's revise!

1. Match.



2. Look and trace.




pencil

rubber

glue

book

3. Look and number.



listen

look

draw

sing

write

read

4. Find and circle the people and places.




teacher classroom cook dining room caretaker playground

5. Read and match.

My classroom is a place
in my school.



I have lots of things in my
pencil case.



I should be good at school.

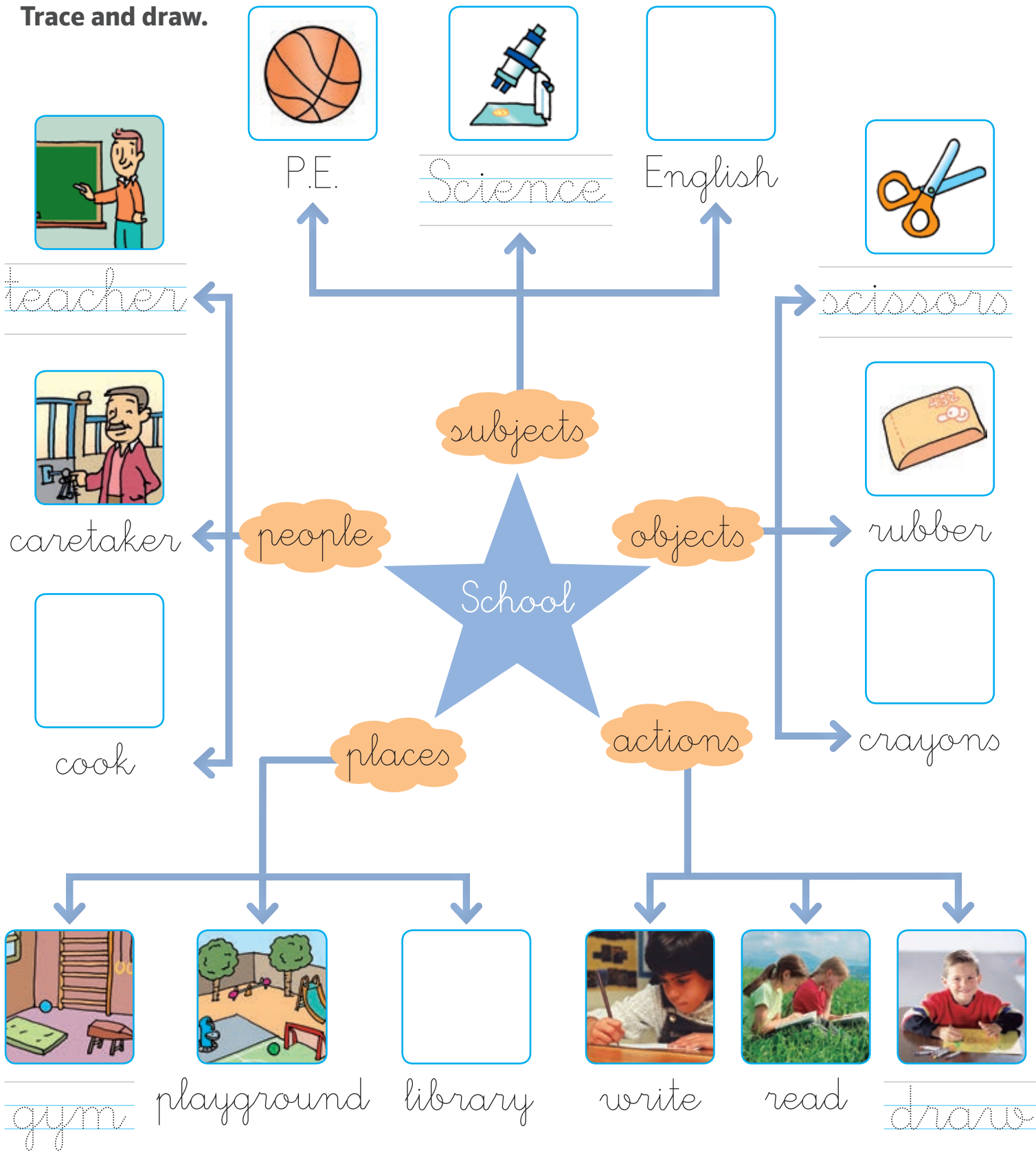


My work in this unit is...



Study skills!

Trace and draw.



PICTURE DICTIONARY



art



classroom



dining room



glue



listen



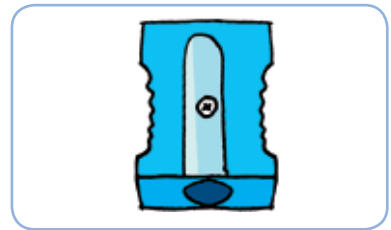
look



music



pencil



pencil sharpener



scissors



sing



toilets